

LMPD Gunshot Report

305

28.28

Count of Case #

Average of Vic Age

1/1/2019

12/31/2019

Vic Age (...)

- (Blank)
- 18 - 25
- 26 - 35
- 36 - 45
- 46 - 55
- 55 - 65
- 66+

Fatality

- Fatal
- Non-Fatal

Vic Sex

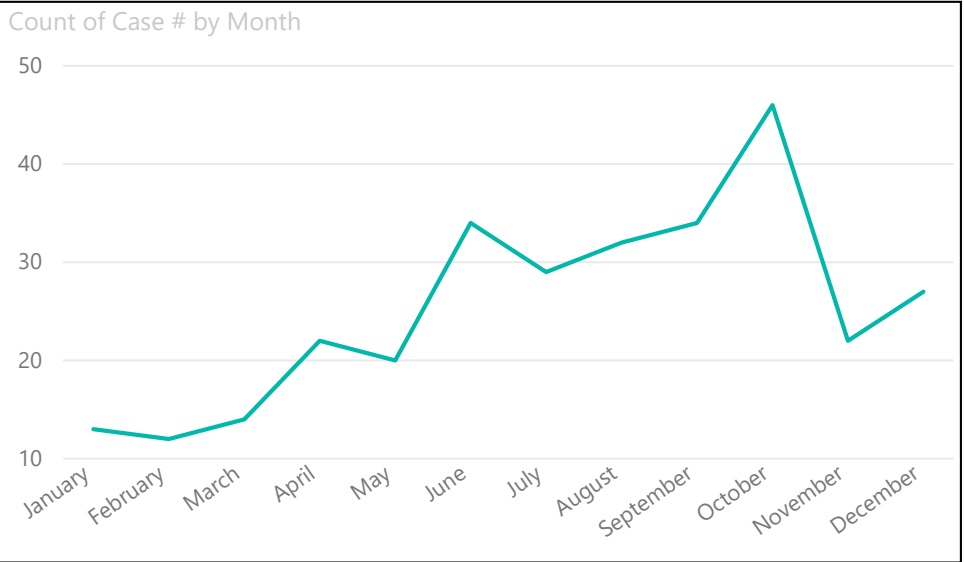
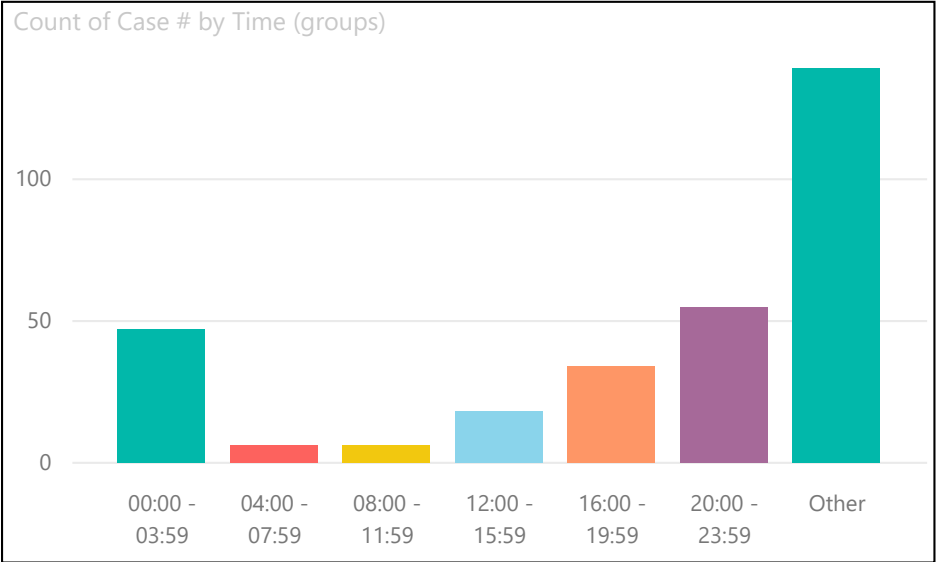
- F
- M

Division

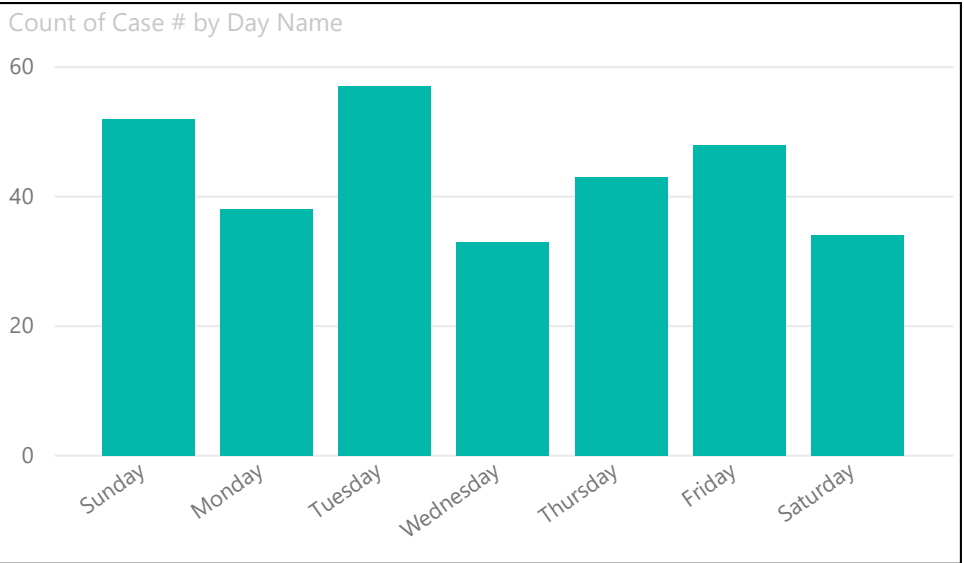
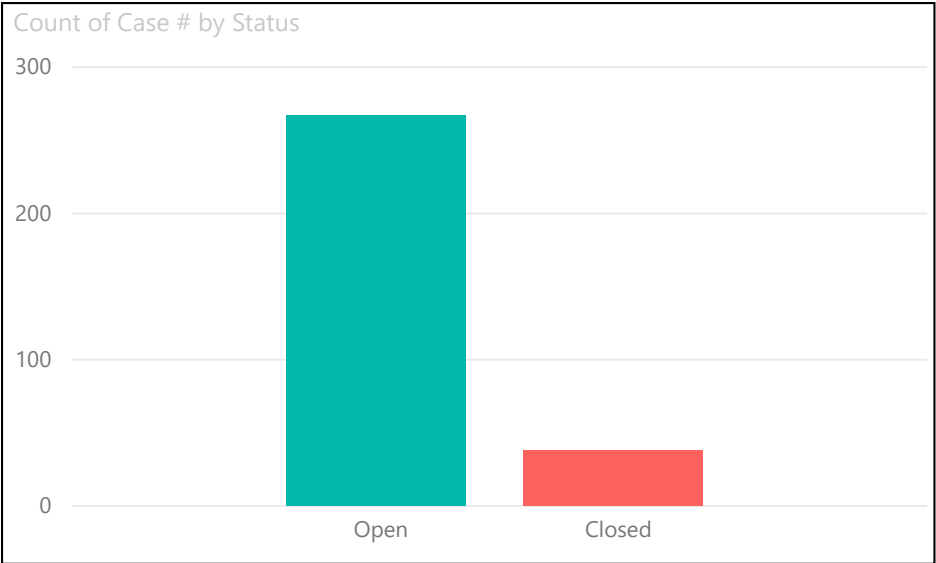
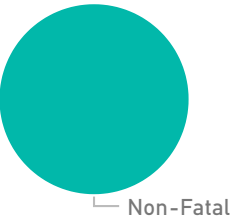
All

Vic Race

- A
- B
- H
- ME



Count of Case # by Fatality



LMPD Gunshot Report

305

Count of Case #

28.28

Average of Vic Age

Fatality Fatal Non-Fatal

1/1/2019

12/31/2019

Vic Age (groups)	F	M	Total
Under 18	8	24	32
66+		2	2
55 - 65	2	7	9
46 - 55	1	18	19
36 - 45	9	25	34
26 - 35	15	71	86
18 - 25	20	101	121
(Blank)		2	2
Total	55	250	305

Vic Age (groups)	January	February	March	April	May	June	July	August	September	October	November	December	Total	
(Blank)					1	1							2	
18 - 25		5	1	7	7	7	13	11	10	14	21	10	15	121
26 - 35		3	5	3	9	7	7	6	12	8	11	7	8	86
36 - 45		2	3	1	4	1	3	5	4	4	4	1	2	34
46 - 55		1	1	1	1	1	5	3		4	1	1	1	19
55 - 65		1						1	2	2	1	1	1	9
66+								1			1			2
Under 18	1	2	2	1	3	5	3	3	6	4	2		32	
Total	13	12	14	22	20	34	29	32	34	46	22	27	305	

Vic Race	F	M	Total
A		1	1
B	43	204	247
H	2	9	11
MF	1	2	3
Total	55	250	305

Division	January	February	March	April	May	June	July	August	September	October	November	December	Total
				1	2			1		1	1	1	7
1	3	2	6	2	3	1	3	2	9	9	5	3	48
2	4	6	4	6	9	18	11	15	11	15	5	13	117
3	3	2		3		1	6	1	1	1	4	2	24
4	1	1	2	8	4	10	3	10	5	11	2	5	62
5										1		1	2
6	2	1	1	1	1	2	5	2	7	7	2	1	32
7			1	1		2		1	1	1	3	1	11
8					1		1						2
Total	13	12	14	22	20	34	29	32	34	46	22	27	305

LMPD Gunshot Report

305

28.28

Count of Case #

Average of Vic Age

Fatality

□ Fatal

■ Non-Fatal

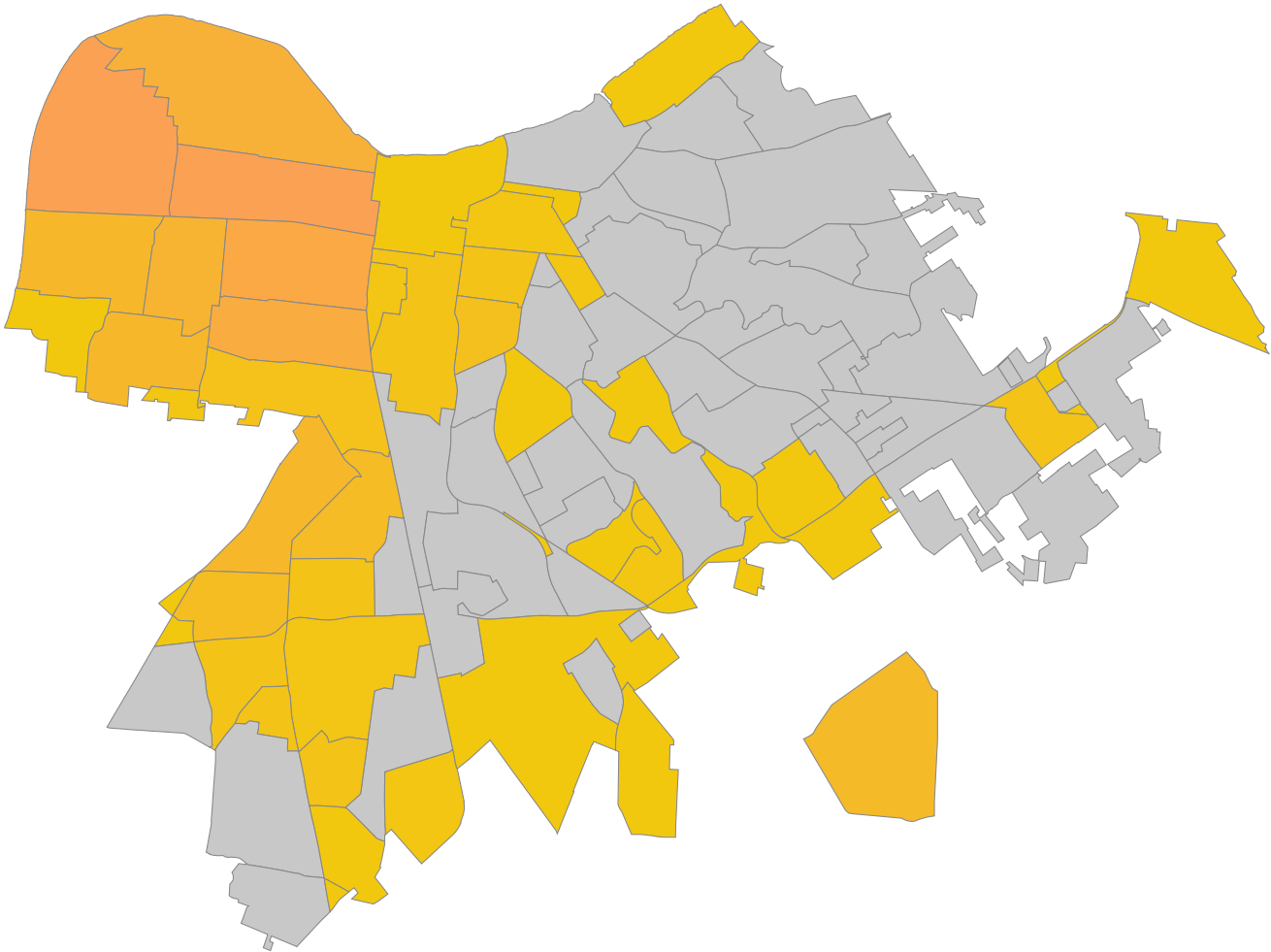
Date

1/1/2019

12/31/2019



Count of Case # by Neighborhood



Neighborhood	Count of Victim
	65
ALGONQUIN	5
AVONDALE MELBOURNE HEIGHTS	4
BASHFORD MANOR	1
BEECHMONT	3
CALIFORNIA	21
CAMP TAYLOR	2
CENTRAL BUSINESS DISTRICT	1
CHICKASAW	11
EDGEWOOD	1
HALLMARK	2
HAYFIELD DUNDEE	1
HAZELWOOD	4
HIGHLANDS	2
IROQUOIS	4
JACOBS	8
KENWOOD HILL	1
LIMERICK	3
NEWBURG	10
OLD LOUISVILLE	4
PARK DUVALLE	11
PARK HILL	19
PARKLAND	14
PHOENIX HILL	2
PORTLAND	16
REMAINDER OF CITY	1
RUSSELL	26
SCHNITZELBURG	1
SHAWNEE	26
SHELBY PARK	6
Total	305

LMPD Gunshot Report

33.35

Average of Total

5.97

Average of Fatal

27.38

Average of Non-Fatal

Total Shootings Gunshot Report Data with 5 Year Comparison

Year	1	2	3	4	5	6	7	8	9	10	11	12	Total
2014	19	17	27	24	23	24	23	26	20	25	21	20	269
2015	35	35	23	40	26	40	49	28	23	48	34	24	405
2016	35	37	47	55	57	53	45	65	39	67	49	53	602
2017	27	27	34	44	38	37	26	25	26	43	27	31	385
2018	37	23	25	24	32	32	33	23	28	26	40	32	355
2019	17	18	16	31	30	49	38	34	41	51	28	32	385
Total	170	157	172	218	206	235	214	201	177	260	199	192	2401

Fatal Shooting Gunshot report Data with 5 Year Comparison

Year	1	2	3	4	5	6	7	8	9	10	11	12	Total
2014	1	1	3	2	5	3	3	4	2	5	2	1	32
2015	6	11	2	2	2	5	9	2	2	9	7	5	62
2016	5	6	9	8	8	8	4	16	5	9	11	10	99
2017	3	8	8	11	10	12	5	8	3	8	8	4	88
2018	9	6	4	6	5	5	9	3	6	2	9	5	69
2019	4	6	2	9	10	15	9	2	7	5	6	5	80
Total	28	38	28	38	40	48	39	35	25	38	43	30	430

Non-Fatal Shooting Gunshot Report Data with 5 Year Comparison

Year	1	2	3	4	5	6	7	8	9	10	11	12	Total
2014	18	16	24	22	18	21	20	22	18	20	19	19	237
2015	29	24	21	38	24	35	40	26	21	39	27	19	343
2016	30	31	38	47	49	45	41	49	34	58	38	43	503
2017	24	19	26	33	28	25	21	17	23	35	19	27	297
2018	28	17	21	18	27	27	24	20	22	24	31	27	286
2019	13	12	14	22	20	34	29	32	34	46	22	27	305
Total	142	119	144	180	166	187	175	166	152	222	156	162	1971